

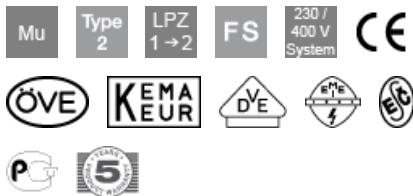
Surge arrester, 1-pole + NPE with remote signalling

Technical data sheet

Surge arrester, 1-pole + NPE with remote signalling



V 20-C/...: Surge protection device Type 2 Class C) to VDE 0675 part 6-11 (DIN EN 61643-11).



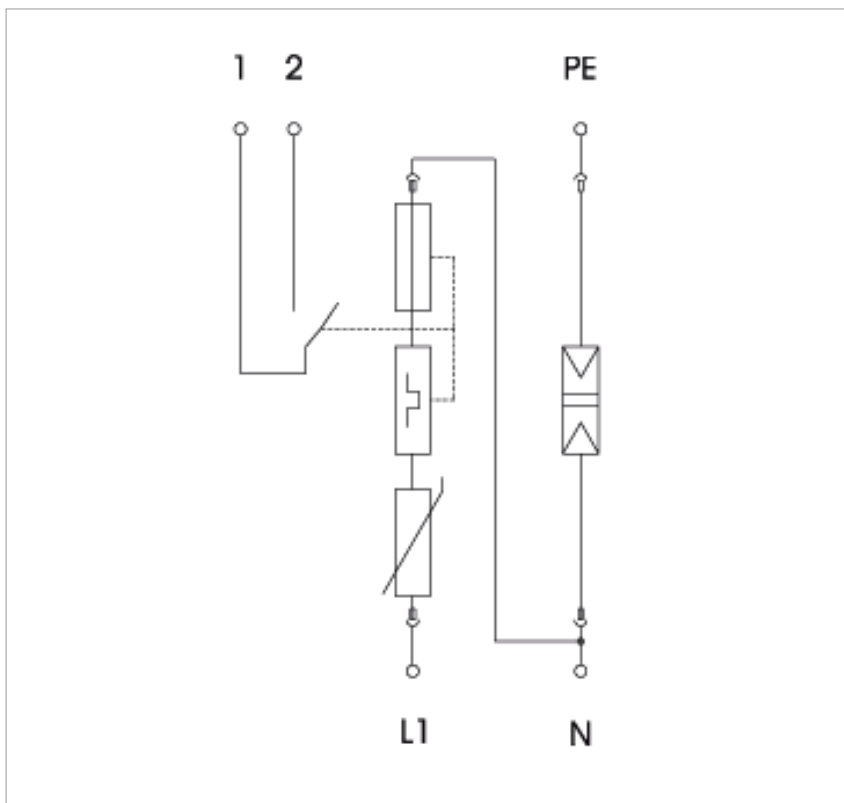
- With new MultiBase base part and Multi-connection clamps
- Complete unit consisting of upper part and base, pre-mounted and ready for connection
- VDE-tested
- Suitable for TN- and TT- network systems
- Plug-in upper part; upper part can be separated from base without tools
- With remote signalling, potential-free changeover contact, for function monitoring
- Including thermal and dynamic separating device
- With visual display of defects
- High current conductivity and long service life
- Marked connections

Application example: residential buildings, single-family homes

Type	Maximum continuous voltage V	Version	Pack Units	Weight kg/100 pc.	Art.-No.
V20-C 1+NPE+FS	280	1 + NPE	1	22.500	5094760
V20-C 2+NPE+FS	280	2 + NPE	1	32.500	5094762
V20-C 3+NPE+FS	280	3 + NPE	1	43.300	5094765














G /pc.

Connection-/Circuit diagram



Article number			5094760	5094762	5094765
Nominal voltage	U_N	V	230	230	230
SPD to EN 61643-11			Type 2	Type 2	Type 2
SPD to IEC 61643-1			class II	class II	class II
LPZ			1?2	1?2	1?2
Nominal discharge surge current (8/20)	I_n	kA	20	20	20
Arrester surge current (8/20) [total]		kA	40	60	80
Maximum discharge current	I_{max}	kA	40	40	40
Voltage protection level	U_p	kV	< 1,3	< 1,3	< 1,3
Response time	t_A	ns	< 25	< 25	< 25
Maximum back-up fuse		A	125	125	125
Temperature range	?	°C	-40	-40	-40
Division unit TE (17.5 mm)			2	3	4
Protection rating			IP 20	IP 20	IP 20
Connection cross-section, rigid		mm ²	2.5	2.5	2.5
Connection cross-section, multi-wire		mm ²	2.5	2.5	2.5
Connection cross-section, flexible		mm ²	2.5	2.5	2.5

Legend

-  Mu Multibase base
-  Type 2 Protection device to DIN EN 61643-11 or IEC 61643-11
-  LPZ 1→2 Transition from LPZ 1 to LPZ 2
-  FS Remote signalling
-  230 / 400 V System 230/400 V-system
-  CE Communautés Européennes, EC declaration of conformity according to EC directives
-  ÖVE Österreichischer Verband für Elektrotechnik, Austria
-  KEMA-KEUR, Netherlands
-  DVE Verband der Elektrotechnik, Elektronik, Informationstechnik e.V., Germany
-  MAGYAR ELEKTROTECHNIKAI ELLENŐRZŐ INTÉZET Budapest, Hungary
-  EČ ELEKTROTECHNICKÝ ZKUŠEBNÍ ÚSTAV, Czech Republic
-  P Russia, GOST The State Committee for Standards
-  5 5-year warranty